






Selection guide for Pegasus 750 series Access Control and Time attendance system

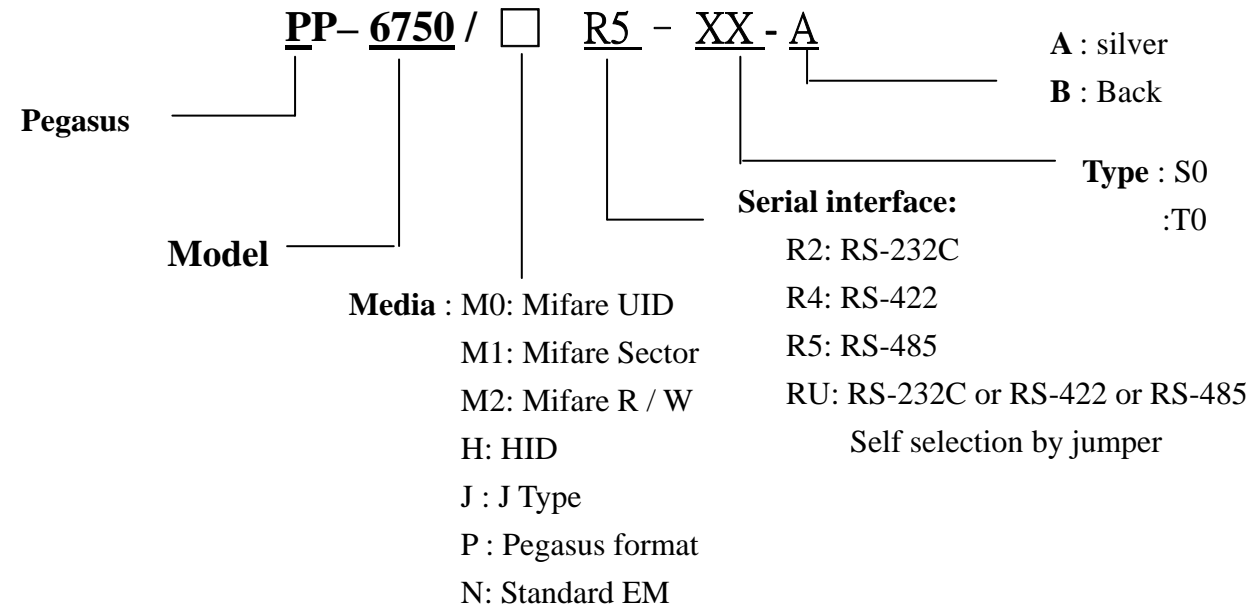
Appearance Model No.											
750 series	6750			3760		3750/3760			3760		2750
Serial interface	RS-232C / RS-422 / RS-485										
Main applications	Access control & Time attendance / Lift control										
Dimension (L)x (W)x(H)mm	137x85x25mm			174x100x45mm						156x123x42mm	
Material	ABS			ABS						ABS	
Colour	Dark grey			Ivory, Black, Silver						White	
Water proof	IP54			IP54						—	
AUX Wiegand Port	1			2						2	
Possible support card type	Mifare UID / Mifare Sector / EM			Mifare UID / Mifare Sector / EM / HID						Mifare UID / Mifare Sector / EM	
Type with 16 chars. x 2 lines LCD	U2	U4	U6	V2	V4	U2	U4	U6	R4	R8	
Type with Graphic 132 x 32 pixel	U1	U3	U5	V1	V3	U1	U3	U5	—	—	
User capacity	6,800	11,200	6,800	10,000	20,000	6,800	11,200	6,800	9,990	5,000	
Events log	8,000	4,000	8,000	20,000	10,000	8,000	4,000	8,000	6,000	4,000	
Memory size	256KB	256KB	256KB	512KB	512KB	256K	256K	256K	128KB	128KB	
ID digits	6/8	6/8	6/8	8	8	6/8	6/8	6/8	4	8	
Event viewing by LCD display or print out in serial by	ID card number	√	√	√	√	√	√	√	√	√	√
	All events	√	√	√	√	√	√	√	√	√	√
	Date	√	√	√	√	√	√	√	√	√	√
	Weekday	√	√	√	√	√	√	√	√	√	√
Access mode	Card only	√	√	√	√	√	√	√	√	√	√
	Card + PIN	√	√	√	√	√	√	√	√	√	√
	PIN only	√	√	√	√	√	√	√	√	√	√
	Keyin Card + PIN	√	√	√	√	√	√	√	√	√	√
	Free access	√	√	√	√	√	√	√	√	√	√
	Access mode by time zone	√	√	√	√	√	√	√	√	√	√
	Keypad locked by password	√	√	√	*	*	√	√	√	*	*

System database editing	By block range	√	√	√	—	—	√	√	√	√	—
	learning by reading card	√	√	√	√	√	√	√	√	—	√
	By PC on-line editing	√	√	√	√	√	√	√	√	√	√
	All by manual except display contents	√	√	√	√	√	√	√	√	√	√
	All by PC	√	√	√	√	√	√	√	√	√	√
Anti-passback modes	Anti-passback w/t timer reset	√	√	√	√	√	√	√	√	*	*
	Anti-passback reset by 24/36/48 hours timer	√	√	√	—	—	√	√	√	—	—
PIN only mode	By keyin card number and PIN	√	√	√	*	*	√	√	√	*	*
	By keyin 4 (6) digits common code only	*	*	*	√	√	*	*	*	*	*
Node address setting		00-99	00-99	00-99	00-99	00-99	00-99	00-99	00-99	00-99	00-99
Personal map by time zone		8	8	8	8	8	8	8	8	8	8
Operation mode by time zones		8	8	8	8	8	8	8	8	8	8
Free access by time zones		8	8	8	*	*	8	8	8	*	*
Duty code by time zones		8	8	8	*	*	8	8	8	8	8
Time scheduled bellling		144 timers/day	144 timers/day	144 timers/day	144 timers/day	144 timers/day	144 timers/day	144 timers/day	144 timers/day	144 timers/day	144 timers/day
Extra serial RS232C/TTL for printer or DI / DO		y	y	y	y	y	y	y	y	y	y
Lifts control (floors) cards allowed		—	—	8,16 24 48,64 for all cards	—	—	—	—	8,16 24 48,64 for all cards	—	—

Note :

- For multiple-language support, it needs the graphic type LCD models if the language characters can not be fully supported by the character type LCD.

Ordering information for access & time attendance:



Ordering information for elevator (lift) control :

